

S U H i M a r
SUMINISTROS HIDRAULICOS



RACORERIA
BAJA PRESION

LLAVE DE PASO
2 VIAS



Rosca

1/4
3/8
1/2
3/4
1"
1"1/4
1"1/2
2"
3"

LLAVE DE PASO
3 VIAS



Rosca

1/4
3/8
1/2
3/4
1"

EMPALME
MACHO
LATON



Rosca 1 Rosca 2

1/2	1/2
1/2	3/4
3/4	3/4
3/4	1"
1"	1"
1"	1"1/4
1"1/4	1"1/4
1"1/4	1"1/2
1"1/2	1"1/2
1"1/2	2"
2"	2"

CODO HEMBRA



Rosca 1 Rosca 2

3/4	3/4
1"	1"
1"1/4	1"1/4
1"1/2	1"1/2
2"	2"

TE HEMBRA



Rosca 1 Rosca 2 Rosca 3

3/4	3/4	3/4
1"	1"	1"
1"1/4	1"1/4	1"1/4
1"1/2	1"1/2	1"1/2
2"	2"	2"

**ADAPTADOR
MACHO - HEMBRA
ROSCA INTERIOR**



Rosca Macho	Rosca Hembra
3/4	1/2
1"	3/4
1"1/4	1"
1"1/2	1"1/4
2"	1"1/2

**MANGUITO
HEMBRA**



Rosca
3/4
1"
1"1/4
1"1/2
2"

**TAPON
MACHO**



Rosca
3/4
1"
1"1/4
1"1/2
2"

**TAPON
HEMBRA**



Rosca
3/4
1"
1"1/4
1"1/2
2"

**VALVULA
RETENCION**



Rosca
3/8
1/2
3/4
1"
1"1/4

**FILTRO
VALV. RETENCION**



Rosca
3/8
1/2
3/4
1"
1"1/4

ROSCA HEMBRA



Medida	Rosca
25	1"
45	1"1/2
70	2"1/2

ROSCA MACHO



Medida	Rosca
25	1"
45	1"1/2
70	2"1/2

MANGUERA



Medida	Tuberia
25	25
45	45
70	70

TAPON



Medida
25
45
70

REDUCTOR




Medida 1	Medida 2
25	45
45	70
70	100

JUNTA




Medida
25
45
70

**EXPRESS
ROSCA HEMBRA**



Rosca
3/4

**EXPRESS
ROSCA MACHO**




Rosca
3/4

**EXPRESS
MANGUERA**




Medida	Tuberia
3/4	19

**JUNTA
EXPRESS**




Medida
3/4

**GUILLEMIN
ROSCA HEMBRA**




Ø	Rosca
80	3"

**GUILLEMIN
ROSCA MACHO**



Ø	Rosca
80	3"

**GUILLEMIN
MANGUERA**



Ø	Tuberia
80	80mm
80	90mm

**TUERCA LOCA
COMPRESOR
OREJAS**



Rosca	Tuberia
3/4	19
1"	25

**EMPALME
MACHO**



Rosca
3/4
1"

**BRIDA
HERCULES**



Ø
3/4
1"

**BRIDA
CHAPA**



Ø
3/4
1"

TIFON RIEGO



Ø	Tuberia
3/8	15mm
1/2	20mm
3/4	25mm

**LANZA
3 EFECTOS**



Ø	Tuberia
3/8	15mm
1/2	20mm
3/4	25mm

**LANZA
VARIOMATIC**



Rosca
1"